



Parsons Constructors Inc.

100 West Walnut Street • Pasadena, California 91124 • (626) 440-3000 • Fax: (626) 440-2516

Date: November 22, 2017

To: Natalie Peters
LA Engineering
npeters@laeng.net

CC: Mitch Ward, LA Engineering
Beth Ballard, LA Engineering
Rick Panos, Simplus
Kevin Smith, Simplus
Meredith Reynolds, City of Long Beach
Timothy Ralston, City of Long Beach
Stephanie Eaves, City of Long Beach
Sandy Palmer, City of Long Beach
Dan Sloan, Parsons
Don Maurer, Parsons
Rasien Connelly, Parsons

From: Mandy Oelschlager, Parsons
Mandy.oelschlager@parsons.com

RE: Community Economic Development Efforts at the City of Long Beach
Project: Admiral Kidd Artificial Turf
Prime Contractor: LA Engineering
Attachment: Local Hire & Disadvantaged/Veteran Worker Report

In working toward meeting the City of Long Beach's PLA goals on the Admiral Kidd Artificial Turf Project, we are providing you with an update of the current percentages achieved by LA Engineering and its subcontractors.

We are highlighting those contractors who are exceeding the Local Hire and Disadvantaged/Veteran Goals and those who could use a boost in increasing their numbers. I've attached a summary report for your reference which includes all CPR data received through November 20, 2017.

Project overall Local Resident Goal (40% Goal):

- 1st Tier Zip Codes (Long Beach Zip Codes): Currently 26%
- 2nd Tier Zip Codes (Gateway Cities): Currently 3%
- 3rd Tier Zip Codes (Los Angeles & Orange County – includes Long Beach & Gateway Cities Zip Codes): Currently 93%

Contractors who have submitted CPRs that are currently *exceeding* the City of Long Beach PLA Local Hire Goal of 40%:

Contractor	1 st Tier Zip Codes	2 nd Tier Zip Codes	3 rd Tier Zip Codes
LA Engineering	27%	1%	99%
Ace Fence	30%	10%	80%
Case Land Surveying	0%	0%	100%
VT Electric	0%	19%	62%



RE:	Community Economic Development Efforts through November 20, 2017
Project:	Admiral Kidd Artificial Turf
Prime Contractor:	LA Engineering

Contractors have submitted Certified Payroll Reports and who are **below 40%** of the PLA Local Hire (Los Angeles & Orange County) Goal:

Contractor	1st Tier Zip Codes	2nd Tier Zip Codes	3rd Tier Zip Codes
Field Turf	0%	0%	0%

Disadvantaged/Veteran workers (10% Goal): **Currently 5%**

Total Project Hours: 3,064

Total Disadvantaged/Veteran Hours: 144

Contractors who are working toward and exceeding the PLA Disadvantaged/Veteran goal of 10%: (percentages reflect workers who are verified as Disadvantaged or Veteran for the hours performed by each contractor)

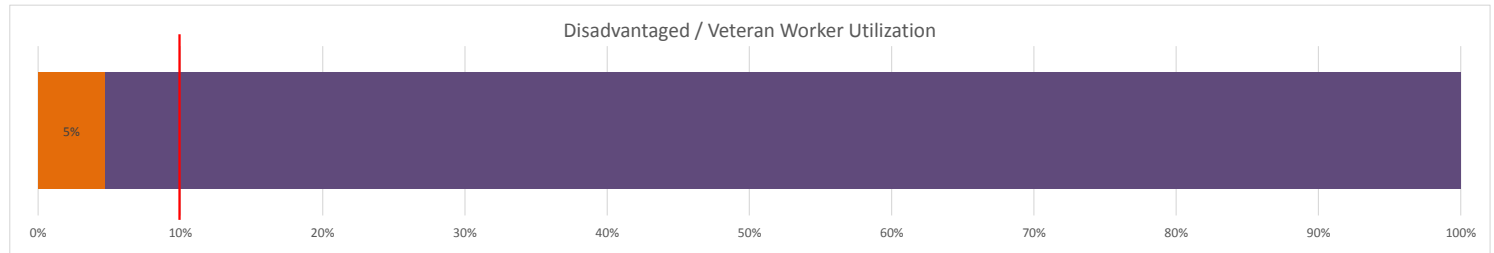
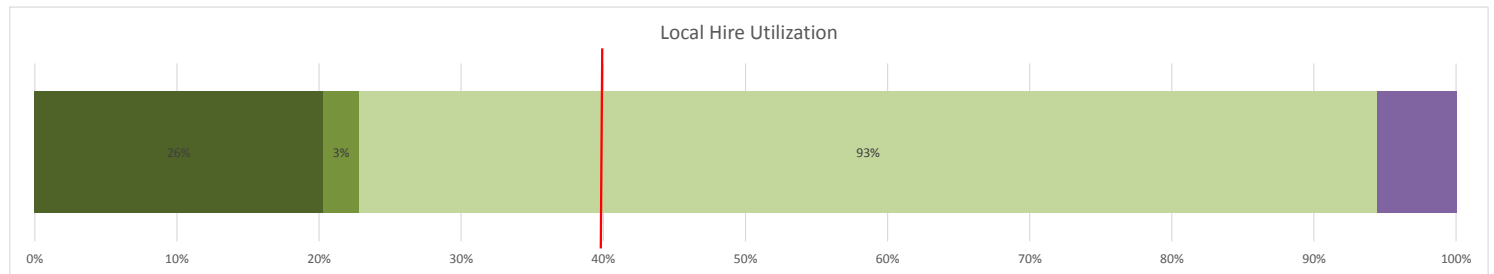
- LA Engineering: 6%

The remaining contractors working on this project have 0% verified worker hours that count toward the 10% PLA Disadvantaged / Veteran goal (percentages reflect workers who are verified as Disadvantaged by Pacific Gateway Workforce Investment Network and Veterans verified by Parsons).

We look forward to working with LA Engineering toward the achievement of the City of Long Beach's PLA Local Hire and Disadvantaged/Veteran goal.

Local Hire / Disadvantaged / Veteran Worker Utilization Report

Project: Admiral Kidd Park Artificial Turf
Prime: LA Engineering



	LONG BEACH RESIDENT (1st Tier)			GATEWAY CITIES RESIDENT (2nd Tier)			LA/OC RESIDENT (3rd Tier) - includes Long Beach & Gateway Zip Codes			DISADVANTAGED / VETERAN			TOTAL	
	# Long Beach Worker	% Hours Long Beach Residents	Hours Long Beach	# Gateway Cities Worker	% Hours Gateway Residents	Hours Gateway Cities	# LA/OC Workers	% Hours LA/OC Residents	Hours LA/OC	# Disadvantaged / Veteran Workers	% Hours Disadvantaged / Veteran	Hours Disadvantaged / Veteran	All Workers	Total Project Hours
Project Total	5	26%	805	7	3%	102	37	93%	2843	1	5%	144	47	3064
LA Engineering	2	27%	599	1	1%	16	13	99%	2196	1	6%	144	14	2220
Ace Fence	3	30%	206	4	9%	62	18	81%	557	0	0%	0	21	690
Case Land Surveying	0	0%	0	0	0%	0	2	100%	4	0	0%	0	2	4
Field Turf	0	0%	0	0	0%	0	0	0%	0	0	0%	0	1	4
VT Electric	0	0%	0	2	16%	24	4	59%	86	0	0%	0	9	146



Parsons Constructors Inc.

100 West Walnut Street • Pasadena, California 91124 • (626) 440-3000 • Fax: (626) 440-2516

Date: November 22, 2017

To: Zachary Chao
CW Crosser Construction, Inc.
zachary@cwcrosser.com

CC: Yu-Tien Chao, CW Crosser
Kevin Smith, Simplus Management
John Duong, Simplus Management
Stephanie Eaves, City of Long Beach
Sandy Palmer, City of Long Beach
Salvador Barajas, Pacific Gateway
Dan Sloan, Parsons
Don Maurer, Parsons
Rasien Connelly, Parsons

From: Mandy Oelschlager, Parsons
Mandy.oelschlager@parsons.com

RE: Community Economic Development Efforts at the City of Long Beach
Project: Deforest Wetlands Restoration Project
Prime Contractor: CW Crosser Construction, Inc.
Attachment: Local Hire & Disadvantaged/Veteran Worker Report

In working toward meeting the City of Long Beach's PLA goals on the Deforest Wetlands Restoration Project, we are providing you with an update of the current percentages achieved by CW Crosser and its subcontractors.

We are highlighting those contractors who are exceeding the Local Hire and Disadvantaged/Veteran Goals and those who could use a boost in increasing their numbers. I've attached a summary report for your reference which includes all CPR data received through November 20, 2017.

Project overall Local Resident Goal (40% Goal):

- 1st Tier Zip Codes (Long Beach Zip Codes): 32%
- 2nd Tier Zip Codes (Gateway Cities): Currently 19%
- 3rd Tier Zip Codes (Los Angeles & Orange County – includes Long Beach & Gateway Cities Zip Codes): Currently 89%

Contractors who have submitted CPRs that are currently *exceeding* the City of Long Beach PLA Local Hire Goal of 40% are as follows:

Contractor	1 st Tier Zip Codes	2 nd Tier Zip Codes	3 rd Tier Zip Codes
CW Crosser	58%	19%	97%
Amezcuca Loader Service	0%	0%	100%
Barler Equipment	0%	0%	100%
EC Applications	0%	17%	67%
Hammer Down	43%	0%	100%
John S. Meek	8%	20%	81%
Marina Landscape	15%	19%	78%
Miller Equipment	0%	0%	94%
OFRS	53%	42%	100%
Power Plus	0%	40%	58%



RE:	Community Economic Development Efforts through November 20, 2017
Project:	Deforest Wetlands Restoration
Prime Contractor:	CW Crosser

Contractor	1 st Tier Zip Codes	2 nd Tier Zip Codes	3 rd Tier Zip Codes
RJ Noble	0%	0%	46%
Treesmith Enterprises	10%	2%	100%
United Fence Erectors	25%	0%	68%
US Demolition	0%	100%	100%
West Pacific Concrete	0%	55%	100%

Contractors have submitted Certified Payroll Reports and who are **below 40%** of the PLA Local Hire (Los Angeles & Orange County) Goal:

Contractor	1 st Tier Zip Codes	2 nd Tier Zip Codes	3 rd Tier Zip Codes
Addison Equipment Rental, Inc.	0%	0%	0%
Riley's Scraper Rental	0%	0%	0%
Site Solution Services	0%	0%	10%

Disadvantaged/Veteran workers (10% Goal): **Currently 9%**
 Total Project Hours: 19,582
 Total Disadvantaged/Veteran Hours: 1,676

Contractors who are working toward and exceeding the **PLA Disadvantaged/Veteran goal of 10%**:
(percentages reflect workers who are verified as Disadvantaged or Veteran for the hours performed by each contractor)

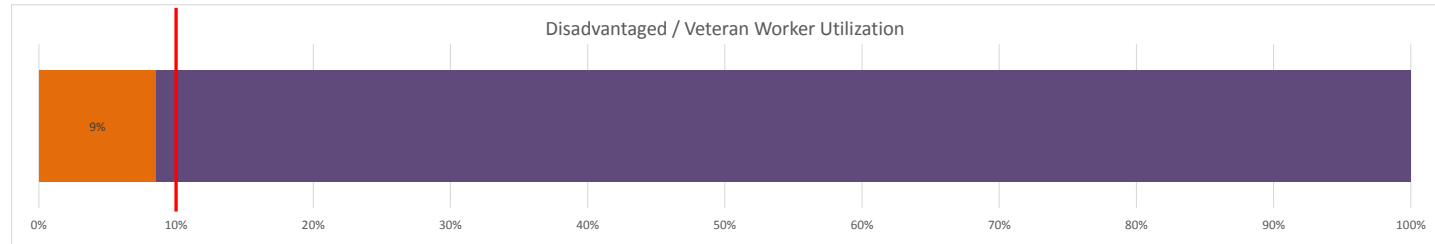
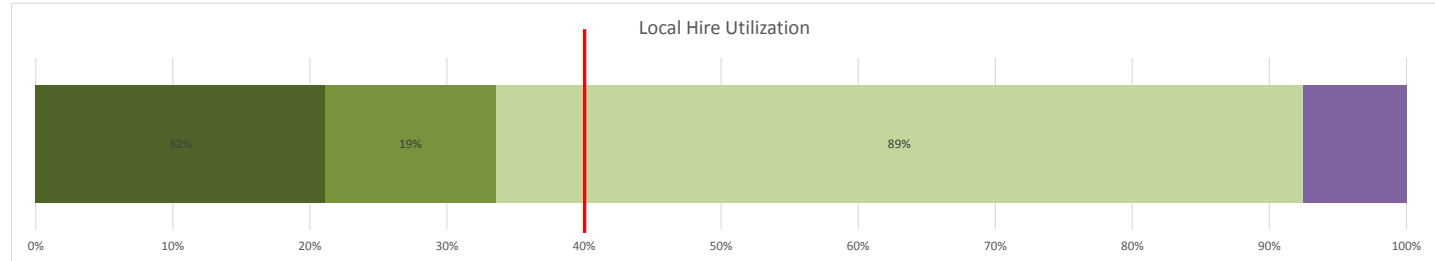
- CW Crosser: 14%
- Hammer Down: 44%
- John S. Meek: 12%
- OFRS: 10%

The remaining contractors working on this project have 0% verified worker hours that count toward the 10% PLA Disadvantaged / Veteran goal *(percentages reflect workers who are verified as Disadvantaged by Pacific Gateway Workforce Investment Network and Veterans verified by Parsons).*

We look forward to working with CW Crosser Construction, Inc. toward the achievement of the City of Long Beach's PLA Local Hire and Disadvantaged/Veteran goal.

Local Hire / Disadvantaged / Veteran Worker Utilization Report

Project: City of Long Beach - Deforest Wetlands Project
Prime: CW Crosser Construction, Inc.



	LONG BEACH RESIDENT (1st Tier)			GATEWAY CITIES RESIDENT (2nd Tier)			LA/OC RESIDENT (3rd Tier) - includes Long Beach & Gateway Zip Codes			DISADVANTAGED / VETERAN			TOTAL	
	# Long Beach Worker	% Hours Long Beach Residents	Hours Long Beach	# Gateway Cities Worker	% Hours Gateway Residents	Hours Gateway Cities	# LA/OC Workers	% Hours LA/OC Residents	Hours LA/OC	# Disadvantaged / Veteran Workers	% Hours Disadvantaged / Veteran	Hours Disadvantaged / Veteran	All Workers	Total Project Hours
Project Total	53	32%	6,219	21	19%	3,672	147	89%	17,352	11	9%	1,676	181	19,582
CW Crosser	31	58%	4,487	5	19%	1,511	50	97%	7,589	8	14%	1,123	56	7,801
Addison Equipment Rental	0	0%	0	0	0%	0	0	0%	0	0	0%	0	1	120
Amezcuca Loader Service	0	0%	0	0	0%	0	1	100%	83	0	0%	0	1	83
Barler Equipment	0	0%	0	0	0%	0	2	100%	369	0	0%	0	2	369
EC Applications	0	0%	0	1	17%	17	4	67%	68	0	0%	0	6	102
Hammer Down	2	43%	32	0	0%	0	4	100%	75	1	44%	33	4	75
John S Meek	3	8%	221	3	20%	565	23	81%	2,348	1	12%	353	29	2,885
Marina Landscape	3	15%	438	3	19%	563	16	78%	2,256	0	0%	0	21	2,895
Miller Equipment	0	0%	0	0	0%	0	2	94%	693	0	0%	0	4	740
OFRS	10	53%	852	4	42%	688	16	100%	1,622	1	10%	168	16	1,622
Power Plus	0	0%	0	1	40%	8	3	58%	12	0	0%	0	5	20
Rileys Scraper Rental	0	0%	0	0	0%	0	0	0%	0	0	0%	0	2	114
RJ Noble	0	0%	0	0	0%	0	4	46%	43	0	0%	0	9	94
Site Solution Services	0	0%	0	0	0%	0	2	10%	53	0	0%	0	4	502
Treesmith Enterprises	2	10%	174	1	2%	40	13	100%	1,700	0	0%	0	13	1,700
United Fence Erectors	2	25%	16	0	0%	0	3	68%	43	0	0%	0	4	63
US Demolition	0	0%	0	1	100%	136	1	100%	136	0	0%	0	1	136
West Pacific Concrete	0	0%	0	2	55%	145	3	100%	265	0	0%	0	3	265



Parsons Constructors Inc.

100 West Walnut Street • Pasadena, California 91124 • (626) 440-3000 • Fax: (626) 440-2516

Date: November 22, 2017

To: Gregg Strumpf, CS Legacy
gregg@cslegacy.net

CC: Gloria Macias, CS Legacy
Nancy Mellon, CS Legacy
Omar Alameddine, Anderson Penna
Stephanie Eaves, City of Long Beach
Sandy Palmer, City of Long Beach
Dan Sloan, Parsons
Don Maurer, Parsons
Rasien Connelly, Parsons

From: Mandy Oelschlager, Parsons
Mandy.oelschlager@parsons.com

RE: Community Economic Development Efforts at the City of Long Beach
Project: Drake/Chavez Soccer Field
Prime Contractor: CS Legacy
Attachment: Local Hire & Disadvantaged/Veteran Worker Report

In working toward meeting the City of Long Beach's PLA goals on the Drake Chavez Soccer Field Project, we are providing you with an update of the current percentages achieved by CS Legacy and its subcontractors.

We are highlighting those contractors who are exceeding the Local Hire and Disadvantaged/Veteran Goals and those who could use a boost in increasing their numbers. I've attached a summary report for your reference which includes all CPR data received through November 20, 2017.

Project overall Local Resident Goal (40% Goal):

- 1st Tier Zip Codes (Long Beach Zip Codes): 8%
- 2nd Tier Zip Codes (Gateway Cities): Currently 15%
- 3rd Tier Zip Codes (Los Angeles & Orange County – includes Long Beach & Gateway Cities Zip Codes): Currently 59%

Contractors who have submitted Certified Payroll Reports and who are meeting the PLA Local Hire (Los Angeles & Orange County) Goal of 40%:

Contractor	1 st Tier Zip Codes	2 nd Tier Zip Codes	3 rd Tier Zip Codes
CS Legacy (prime)	8%	15%	60%
Alcorn Fence	0%	28%	100%
Caseland Survey	0%	0%	52%
Electro Construction Corp.	15%	0%	90%
Excel Paving	24%	18%	94%
PCI	0%	36%	100%



RE:	Community Economic Development Efforts through November 20, 2017
Project:	Drake Chavez Soccer Field
Prime Contractor:	CS Legacy

Contractors have submitted Certified Payroll Reports and who are **below 40%** of the PLA Local Hire (Los Angeles & Orange County) Goal:

Contractor	1st Tier Zip Codes	2nd Tier Zip Codes	3rd Tier Zip Codes
CMB	0%	11%	38%
Field Turf	0%	0%	0%

Disadvantaged/Veteran workers (10% Goal): **Currently 0.05%**
Total Project Hours: 16,866
Total Current Disadvantaged/Veteran Hours: 8

Contractors who are working toward the **PLA Disadvantaged/Veteran goal of 10%**:
(percentages reflect workers who are verified as Disadvantaged or Veteran for the hours performed by each contractor)

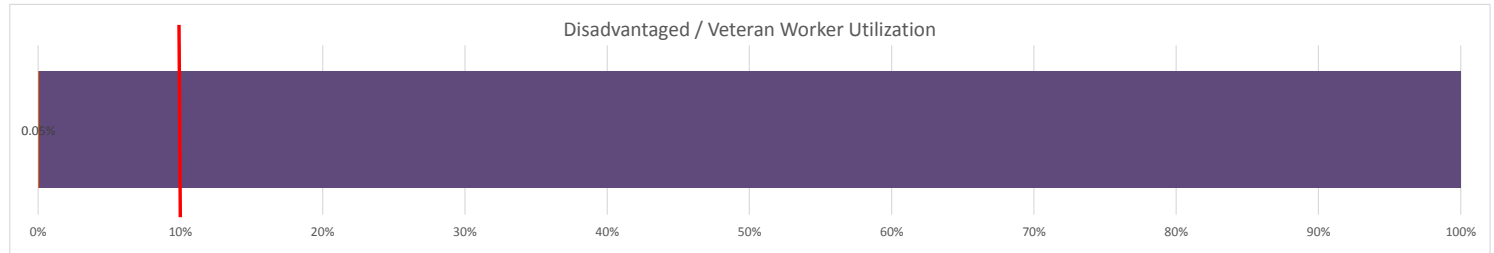
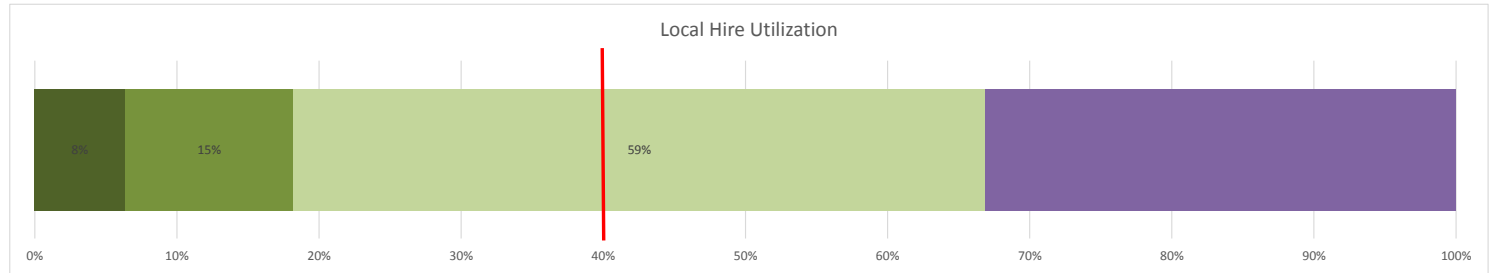
- Alcorn Fence: 5%

The remaining contractors working on this project have 0% verified worker hours that count toward the 10% PLA Disadvantaged / Veteran goal *(percentages reflect workers who are verified as Disadvantaged by Pacific Gateway Workforce Investment Network and Veterans verified by Parsons)*.

We look forward to working with CS Legacy toward the achievement of the City of Long Beach's PLA Local Hire and Disadvantaged/Veteran goal.

Local Hire / Disadvantaged / Veteran Worker Utilization Report

Project: City of Long Beach - Drake Chavez Soccer Field
Prime: CS Legacy



	LONG BEACH RESIDENT (1st Tier)			GATEWAY CITIES RESIDENT (2nd Tier)			LA/OC RESIDENT (3rd Tier) - includes Long Beach & Gateway Zip Codes			DISADVANTAGED / VETERAN			TOTAL	
	# Long Beach Worker	% Hours Long Beach Residents	Hours Long Beach	# Gateway Cities Worker	% Hours Gateway Residents	Hours Gateway Cities	# LA/OC Workers	% Hours LA/OC Residents	Hours LA/OC	# Disadvantaged / Veteran Workers	% Hours Disadvantaged / Veteran	Hours Disadvantaged / Veteran	All Workers	Total Project Hours
Project Total	6	8%	1,311	10	15%	2,446	61	59%	10,033	1	0.05%	8	105	16,866
CS Legacy	3	8%	1,239	5	15%	2,368	24	60%	9,354	0	0%	0	44	15,559
Alcorn Fence	0	0%	0	1	28%	43	7	100%	154	1	5%	8	7	154
Caseland Survey	0	0%	0	0	0%	0	4	52%	53	0	0%	0	5	101
CMB	0	0%	0	1	11%	17	4	38%	58	0	0%	0	13	152
Electro Construction Corp.	1	15%	56	0	0%	0	8	90%	334	0	0%	0	10	371
Field Turf	0	0%	0	0	0%	0	0	0%	0	0	0%	0	11	444
PCI	0	0%	0	1	36%	7	3	100%	20	0	0%	0	3	20
Excel Paving	2	24%	16	2	18%	12	11	94%	62	0	0%	0	12	66



Parsons Constructors Inc.

100 West Walnut Street • Pasadena, California 91124 • (626) 440-3000 • Fax: (626) 440-2516

Date: November 22, 2017

To: Lisa Holguin, World Wide Construction
worldwide@wwgc.com
CC: Stephanie Eaves, City of Long Beach
Sandy Palmer, City of Long Beach
Michael Maston, City of Long Beach
From: Mandy Oelschlager, Parsons
Mandy.oelschlager@parsons.com
Tim Ralston, City of Long Beach
Danny Kaye, Totum Consulting
Dan Sloan, Parsons
Donald Maurer, Parsons
Rasien Connelly, Parsons

RE: Community Economic Development Efforts at the City of Long Beach
Project: Fire Stations Work Force Privacy Projects
Prime Contractor: World Wide Construction

Attachment: Local Hire & Disadvantaged/Veteran Worker Report

In working toward meeting the City of Long Beach's PLA goals on the Fire Stations Work Force Privacy Projects, we are providing you with an update of the current percentages achieved by World Wide Construction and its subcontractors.

We are highlighting those contractors who are exceeding the Local Hire and Disadvantaged/Veteran Goals and those who could use a boost in increasing their numbers. I've attached a summary report for your reference which includes all CPR data received through November 20, 2017.

Project overall Local Resident Goal (40% Goal):

- 1st Tier Zip Codes (Long Beach Zip Codes): 17%
• 2nd Tier Zip Codes (Gateway Cities): Currently 33%
• 3rd Tier Zip Codes (Los Angeles & Orange County – includes Long Beach & Gateway Cities Zip Codes): Currently 84%

Contractors currently exceeding the City of Long Beach PLA Local Hire Goal of 40%:

Table with 4 columns: Contractor, 1st Tier Zip Codes, 2nd Tier Zip Codes, 3rd Tier Zip Codes. Rows include World Wide Construction, Farrell's Plumbing, Miller Electric, O'Keeffe Construction, Precision Demolition, and Premier Tile.



RE:	Community Economic Development Efforts through November 20, 2017
Project:	Fire Stations Workforce Privacy
Prime Contractor:	World Wide Construction

Contractors who are **below 40%** of the PLA Local Hire (Los Angeles & Orange County) Goal of 40%:

Contractor	1st Tier Zip Codes	2nd Tier Zip Codes	3rd Tier Zip Codes
DC Acoustics	0%	0%	13%
In the Light Electric	0%	0%	0%
Westland Heating & Air	1%	9%	21%

Disadvantaged/Veteran workers (10% Goal): **Currently 2%**

Total Project Hours: 8,942

Total Disadvantaged/Veteran Hours: 155

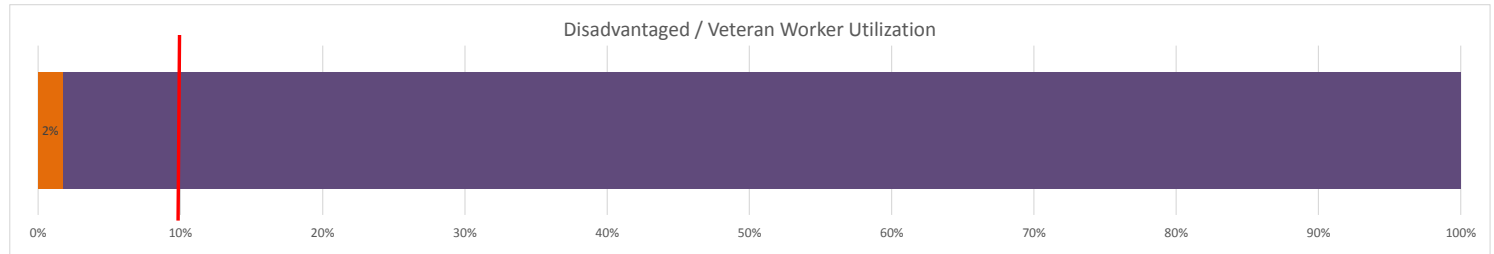
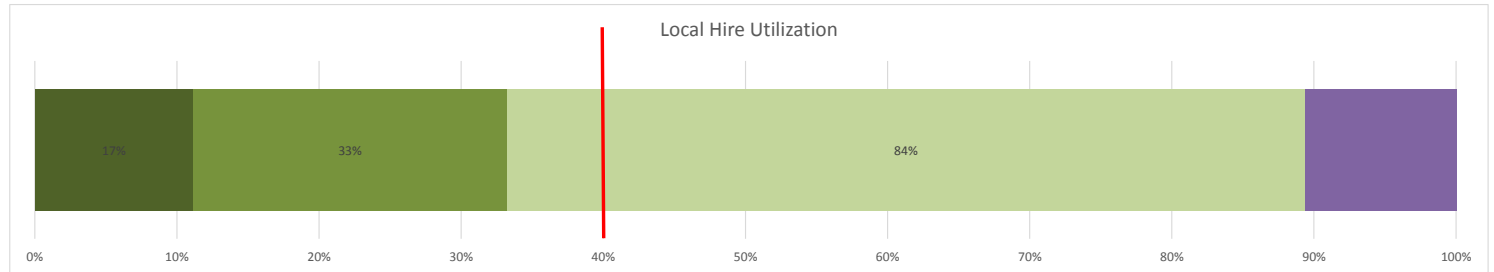
Contractors who are working toward and exceeding the **PLA Disadvantaged/Veteran goal of 10%**:
(percentages reflect workers who are verified as Disadvantaged or Veteran for the hours performed by each contractor)

- World Wide Construction: 8%
- O’Keeffe Construction: 3%

We look forward to working with World Wide Construction toward the achievement of the City of Long Beach's PLA Local Hire and Disadvantaged/Veteran goal.

Local Hire / Disadvantaged / Veteran Worker Utilization Report

Project: City of Long Beach - Fire Stations Workforce Privacy
Prime: World Wide Construction



	LONG BEACH RESIDENT (1st Tier)			GATEWAY CITIES RESIDENT (2nd Tier)			LA/OC RESIDENT (3rd Tier) - includes Long Beach & Gateway Zip Codes			DISADVANTAGED / VETERAN			TOTAL	
	# Long Beach Worker	% Hours Long Beach Residents	Hours Long Beach	# Gateway Cities Worker	% Hours Gateway Residents	Hours Gateway Cities	# LA/OC Workers	% Hours LA/OC Residents	Hours LA/OC	# Disadvantaged / Veteran Workers	% Hours Disadvantaged / Veteran	Hours Disadvantaged / Veteran	All Workers	Total Project Hours
Project Total	27	17%	1,493	36	33%	2,955	113	84%	7,517	3	2%	155	136	8,942
World Wide Construction	0	0%	0	3	40%	220	8	100%	546	1	8%	45	8	546
DC Acoustics	0	0%	0	0	0%	0	1	13%	8	0	0%	0	2	64
Farrells Plumbing	2	72%	328	0	0%	0	4	94%	432	0	0%	0	5	458
In the Light (sub to Westnet)	0	0%	0	0	0%	0	0	0%	0	0	0%	0	2	227
Miller Electric	2	75%	452	1	3%	17	6	90%	541	0	0%	0	8	600
O'Keeffe Construction	18	14%	465	20	52%	1,776	57	99%	3,368	2	3%	110	62	3,408
Precision Demolition	4	20%	243	6	54%	643	15	100%	1,196	0	0%	0	15	1,196
Premier Tile	0	0%	0	5	14%	232	16	75%	1,274	0	0%	0	22	1,701
Westland Heating & Air Conditioning	1	1%	6	1	9%	68	6	21%	152	0	0%	0	12	742



Parsons Constructors Inc.

100 West Walnut Street • Pasadena, California 91124 • (626) 440-3000 • Fax: (626) 440-2516

Date: November 22, 2017

To: Helen Monahan
RJ Daum Construction, Inc.
hmonahan@rjdaum.com

CC: Stephanie Gunawan-Piraner, LB Airport
Alfred Farag, Arcadis
Stephanie Eaves, City of Long Beach
Sandy Palmer, City of Long Beach
Stephan Lum, City of Long Beach
Dan Sloan, Parsons
Don Maurer, Parsons
Rasien Connelly, Parsons

From: Mandy Oelschlager, Parsons
Mandy.oelschlager@parsons.com

RE: Community Economic Development Efforts at the City of Long Beach

Project: Parking Improvements Lot A, Long Beach Airport

Prime Contractor: RJ Daum Construction, Inc.

Attachment: Local Hire & Disadvantaged/Veteran Worker Report

In working toward meeting the City of Long Beach's PLA goals on the Parking Improvements Lot A, Long Beach Airport Project, we are providing you with an update of the current percentages achieved by RJ Daum Construction and its subcontractors.

We are highlighting those contractors who are exceeding the Local Hire and Disadvantaged/Veteran Goals and those who could use a boost in increasing their numbers. I've attached a summary report for your reference which includes all CPR data received through November 20, 2017.

Project overall Local Resident Goal (40% Goal):

- 1st Tier Zip Codes (Long Beach Zip Codes): Currently 4%
- 2nd Tier Zip Codes (Gateway Cities): Currently 19%
- 3rd Tier Zip Codes (Los Angeles & Orange County – includes Long Beach & Gateway Cities Zip Codes): Currently 68%

Contractors who have submitted CPRs that are currently *exceeding* the City of Long Beach PLA Local Hire Goal of 40% are as follows:

Contractor	1 st Tier Zip Codes	2 nd Tier Zip Codes	3 rd Tier Zip Codes
RJ Daum Construction	2%	16%	75%
ABC Resources	7%	22%	44%
Bill Carr Survey	22%	0%	100%
Cosco Fire Protection	59%	0%	91%
Courtney, Inc.	0%	11%	76%
Cowelco Steel Structures	5%	44%	69%
Dittemore Insulation	0%	0%	100%
Diversified Contractors	0%	65%	92%
Endurance Painting	23%	21%	100%



RE:	Community Economic Development Efforts through November 20, 2017
Project:	Parking Improvements Lot A, Long Beach Airport
Prime Contractor:	RJ Daum Construction

Contractor	1 st Tier Zip Codes	2 nd Tier Zip Codes	3 rd Tier Zip Codes
G & G Air	0%	96%	96%
Kone Elevators	0%	0%	66%
Mike Zarp	0%	7%	77%
Pacifica Electrical Contractors	0%	5%	76%
Pacific Waterproofing	0%	66%	100%
Phoenix Landscape	0%	0%	50%
Rainbow Glazing	19%	33%	70%
R & J Sheet Metal	51%	49%	100%
Smith Brothers Crane	100%	0%	100%
Smith Emery	20%	0%	100%
Suttles Plumbing	0%	0%	48%
Vertical Access	10%	0%	85%
Western Paving	0%	8%	100%

Contractors have submitted Certified Payroll Reports and who are **below 40%** of the PLA Local Hire (Los Angeles & Orange County) Goal:

Contractor	1 st Tier Zip Codes	2 nd Tier Zip Codes	3 rd Tier Zip Codes
Caston	0%	7%	25%
Quality Reinforcing	0%	0%	16%

Disadvantaged/Veteran workers (10% Goal): **Currently 4%**

Total Project Hours: 16,124

Total Disadvantaged/Veteran Hours: 685

Contractors who are working toward and exceeding the **PLA Disadvantaged/Veteran goal of 10%**: *(percentages reflect workers who are verified as Disadvantaged or Veteran for the hours performed by each contractor)*

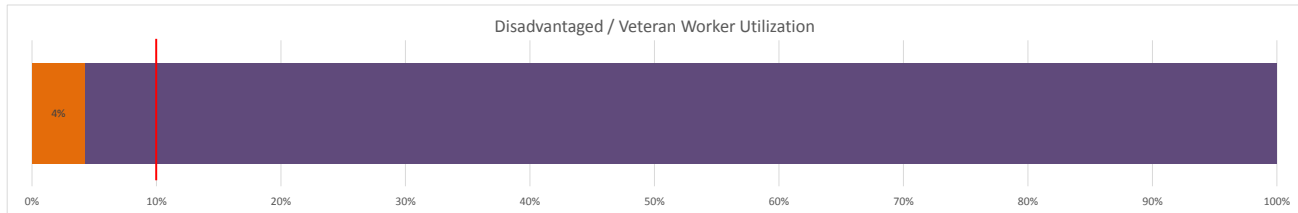
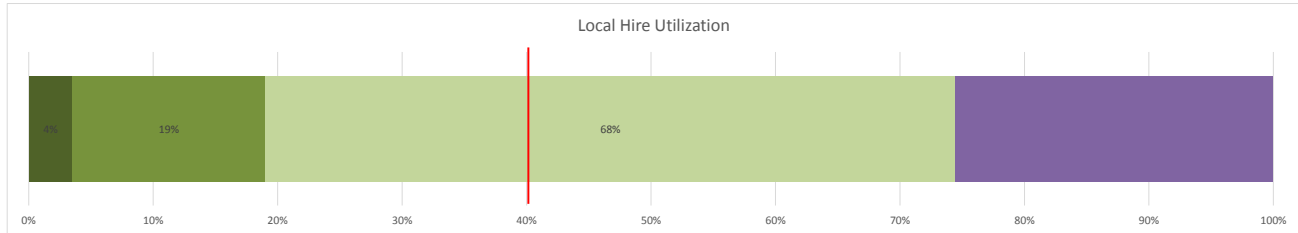
- RJ Daum Construction: 7%
- Bill Carr Survey: 28%
- Cowelco Steel: 12%
- G & G Air: 4%
- Quality Reinforcing: 4%
- Suttles Plumbing: 24%

The remaining contractors working on this project have 0% verified worker hours that count toward the 10% PLA Disadvantaged / Veteran goal *(percentages reflect workers who are verified as Disadvantaged by Pacific Gateway Workforce Investment Network and Veterans verified by Parsons).*

We look forward to working with RJ Daum Construction toward the achievement of the City of Long Beach's PLA Local Hire and Disadvantaged/Veteran goal.

Local Hire / Disadvantaged / Veteran Worker Utilization Report

Project: City of Long Beach - Parking Improvements to Lot A, Long Beach Airport
 Prime: RJ Daum Construction, Inc.



	LONG BEACH RESIDENT (1st Tier)			GATEWAY CITIES RESIDENT (2nd Tier)			LA/OC RESIDENT (3rd Tier) - includes Long Beach & Gateway Zip Codes			DISADVANTAGED / VETERAN			TOTAL	
	# Long Beach Worker	% Hours Long Beach Residents	Hours Long Beach	# Gateway Cities Worker	% Hours Gateway Residents	Hours Gateway Cities	# LA/OC Workers	% Hours LA/OC Residents	Hours LA/OC	# Disadvantaged / Veteran Workers	% Hours Disadvantaged / Veteran	Hours Disadvantaged / Veteran	All Workers	Total Project Hours
Project Total	14	4%	699	35	19%	3087	155	68%	11040	8	4%	685	256	16124
RJ Daum Construction	1	2%	117	5	16%	808	19	75%	3841	3	7%	355	32	5133
ABC Resources	1	7%	16	1	22%	48	4	44%	96	0	0%	0	8	220
Bill Carr Survey	1	22%	8	0	0%	0	3	100%	36	1	28%	10	3	36
Caston	0	0%	0	9	7%	185	19	25%	638	0	0%	0	61	2505
Cosco Fire Protection	1	59%	40	0	0%	0	2	91%	62	0	0%	0	3	68
Courtney, Inc.	0	0%	0	1	11%	8	5	76%	58	0	0%	0	6	76
Cowelco Steel Structures	1	5%	90	4	44%	863	7	69%	1349	1	12%	231	11	1945
Dittemore Insulation Contractors	0	0%	0	0	0%	0	1	100%	2	0	0%	0	1	2
Diversified Contractors	0	0%	0	4	65%	592	10	92%	838	0	0%	0	13	914
Endurance Painting	1	23%	268	1	21%	248	5	100%	1188	0	0%	0	5	1188
G & G Air	0	0%	0	1	96%	77	5	96%	77	1	4%	4	5	81
Kone Elevators	0	0%	0	0	0%	0	9	66%	621	0	0%	0	15	934
Mike Zarp	0	0%	0	1	7%	16	7	77%	175	0	0%	0	10	227
Pacific Waterproofing & Restoration	0	0%	0	2	66%	21	3	100%	32	0	0%	0	3	32
Pacifica Electrical Contractors	0	0%	0	2	5%	78	8	76%	1175	0	0%	0	10	1543
Phoenix Landscape	0	0%	0	0	0%	0	1	50%	16	0	0%	0	2	32
Quality Reinforcing	0	0%	0	0	0%	0	2	16%	9	1	4%	2	12	52
Rainbow Glazing	2	19%	64	2	33%	112	7	70%	240	0	0%	0	10	344
R & J Sheet Metal	3	51%	27	1	49%	26	4	100%	53	0	0%	0	4	53
Smith Brothers Crane	1	100%	26	0	0%	0	1	100%	26	0	0%	0	1	26
Smith Emery	1	20%	28	0	0%	0	7	100%	139	0	0%	0	7	139
Suttles Plumbing	0	0%	0	0	0%	0	9	48%	168	1	24%	84	14	350
Vertical Access	1	10%	16	0	0%	0	9	85%	132	0	0%	0	12	156
Western Paving	0	0%	0	1	8%	6	8	100%	72	0	0%	0	8	72



Parsons Constructors Inc.

100 West Walnut Street • Pasadena, California 91124 • (626) 440-3000 • Fax: (626) 440-2516

Date: November 22, 2017

To: Hayley White
Pastusak Plumbing Company
epastusak@gmail.com

CC: Omar Alameddine, Anderson Penna
Brian Polivka, City of Long Beach
Anne Taki, City of Long Beach
Stephanie Eaves, City of Long Beach
Sandy Palmer, City of Long Beach
Dan Sloan, Parsons
Don Maurer, Parsons
Rasien Connelly, Parsons

From: Mandy Oelschlager, Parsons
Mandy.oelschlager@parsons.com

RE: Community Economic Development Efforts at the City of Long Beach
Project: Rainbow Harbor Evacuation System Repair and Upgrade (R-7089)
Prime Contractor: Pastusak Plumbing Company
Attachment: Local Hire & Disadvantaged/Veteran Worker Report

In working toward meeting the City of Long Beach's PLA goals on the Rainbow Harbor Evacuation System Repair and Upgrade Project, we are providing you with an update of the current percentages achieved by Pastusak Plumbing and its subcontractors.

We are highlighting those contractors who are exceeding the Local Hire and Disadvantaged/Veteran Goals and those who could use a boost in increasing their numbers. I've attached a summary report for your reference which includes all CPR data received through November 20, 2017.

This project is funded with Tidelands funds, therefore the COLB, PLA Article 3, Section 3.5(a)(1) is applicable. "Where Project Work is funded in full or in part by the State of California Tidelands funds, the term Local Resident, as used in this section shall mean an individual whose primary place of residence is within the Counties of Los Angeles or Orange".

Project overall Local Resident Goal (40% Goal):

- 3rd Tier Zip Codes (Los Angeles & Orange County – includes Long Beach & Gateway Cities Zip Codes): Currently 100%
- 1st Tier Zip Codes: (Long Beach Zip Codes): 35% (For information purposes only)
- 2nd Tier Zip Codes (Gateway Cities): Currently 48% (For information purposes only)

Contractors who have submitted CPRs that are currently *exceeding* the City of Long Beach PLA Local Hire Goal of 40%:

Contractor	1 st Tier Zip Codes	2 nd Tier Zip Codes	3 rd Tier Zip Codes
Pastusak Plumbing	35%	52%	100%
Giannelli Electric	0%	0%	100%
John S. Meek	34%	0%	100%



RE: Community Economic Development Efforts through November 20, 2017

Project: Rainbow Harbor Evacuation System Repair and Upgrade
Prime Contractor: Pastusak Plumbing

Disadvantaged/Veteran workers (10% Goal): **Currently 9%**

Total Project Hours: 612

Total Current Disadvantaged/Veteran Hours: 56

Contractors who are working toward and exceeding the **PLA Disadvantaged/Veteran goal of 10%**:
(percentages reflect workers who are verified as Disadvantaged or Veteran for the hours performed by each contractor)

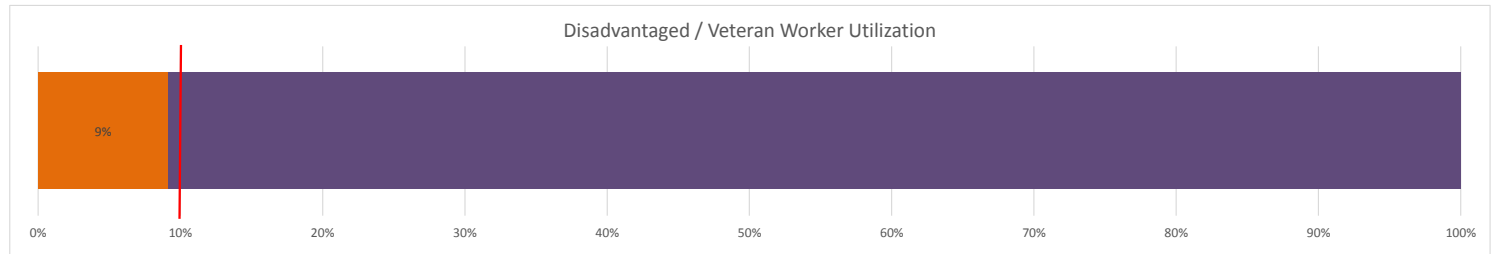
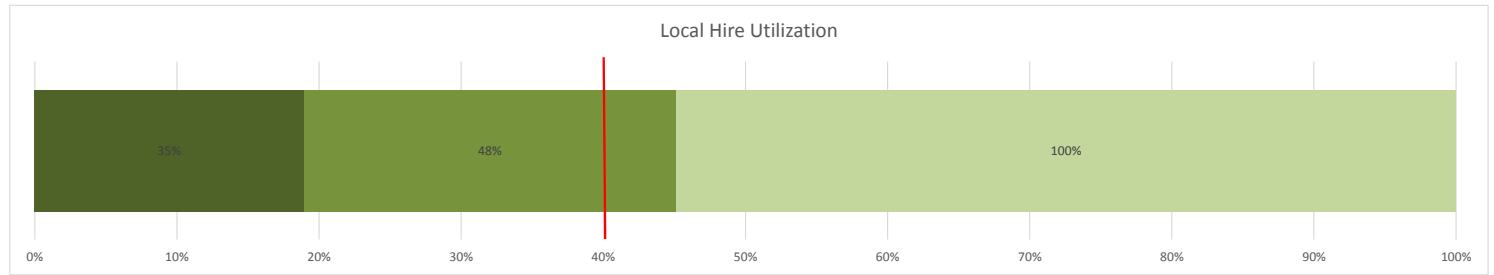
- Pastusak Plumbing: 10%

The remaining contractors working on this project have 0% verified worker hours that count toward the 10% PLA Disadvantaged / Veteran goal *(percentages reflect workers who are verified as Disadvantaged by Pacific Gateway Workforce Investment Network and Veterans verified by Parsons)*.

We look forward to working with Pastusak Plumbing toward the achievement of the City of Long Beach's PLA Local Hire and Disadvantaged/Veteran goal.

Local Hire / Disadvantaged / Veteran Worker Utilization Report

Prime: Pastusak Plumbing



	LONG BEACH RESIDENT (1st Tier)			GATEWAY CITIES RESIDENT (2nd Tier)			LA/OC RESIDENT (3rd Tier) - Includes Long Beach & Gateway Zip Codes			DISADVANTAGED / VETERAN			TOTAL	
	# Long Beach Worker	% Hours Long Beach Residents	Hours Long Beach	# Gateway Cities Worker	% Hours Gateway Residents	Hours Gateway Cities	# LA/OC Workers	% Hours LA/OC Residents	Hours LA/OC	# Disadvantaged / Veteran Workers	% Hours Disadvantaged / Veteran	Hours Disadvantaged / Veteran	All Workers	Total Project Hours
Project Total	3	35%	211	2	48%	292	9	100%	612	1	9%	56	9	612
Pastusak Plumbing	2	35%	198	2	52%	292	5	100%	566	1	10%	56	5	566
Giannelli Electric	0	0%	0	0	0%	0	1	100%	8	0	0%	0	1	8
John S. Meek	1	34%	13	0	0%	0	3	100%	38	0	0%	0	3	38

*City of Long Beach, Project Labor Agreement Article 3, Section 3.5 (a)(1) "Where Project Work is funded in full or in part by State of California Tidelands funds, the term Local Resident, as used in this section shall mean an individual whose primary place of residence is within the Counties of Los Angeles or Orange"

**City of Long Beach, Project Labor Agreement Article 3, Section 3.14 Out of State Workers "In determining compliance with the targeted hiring goals of Section 3.5 above, hours of Project Work performed by residents of states other than California shall be excluded from the calculation."



Parsons Constructors Inc.

100 West Walnut Street • Pasadena, California 91124 • (626) 440-3000 • Fax: (626) 440-2516

Date: November 22, 2017

To: Natalie Peters
LA Engineering
npeters@laeng.net

CC: Mitch Ward, LA Engineering
Beth Ballard, LA Engineering
Rick Panos, Simplus
Kevin Smith, Simplus
Meredith Reynolds, City of Long Beach
Timothy Ralston, City of Long Beach
Stephanie Eaves, City of Long Beach
Sandy Palmer, City of Long Beach
Dan Sloan, Parsons
Don Maurer, Parsons
Rasien Connelly, Parsons

From: Mandy Oelschlager, Parsons
Mandy.oelschlager@parsons.com

RE: Community Economic Development Efforts at the City of Long Beach
Project: Seaside Park Artificial Turf
Prime Contractor: LA Engineering
Attachment: Local Hire & Disadvantaged/Veteran Worker Report

In working toward meeting the City of Long Beach's PLA goals on the Seaside Park Artificial Turf Project, we are providing you with an update of the current percentages achieved by LA Engineering and its subcontractors.

We are highlighting those contractors who are exceeding the Local Hire and Disadvantaged/Veteran Goals and those who could use a boost in increasing their numbers. I've attached a summary report for your reference which includes all CPR data received through November 20, 2017.

Project overall Local Resident Goal (40% Goal):

- 1st Tier Zip Codes (Long Beach Zip Codes): Currently 26%
- 2nd Tier Zip Codes (Gateway Cities): Currently 2%
- 3rd Tier Zip Codes (Los Angeles & Orange County – includes Long Beach & Gateway Cities Zip Codes): Currently 93%

Contractors who have submitted CPRs that are currently *exceeding* the City of Long Beach PLA Local Hire Goal of 40%:

Contractor	1 st Tier Zip Codes	2 nd Tier Zip Codes	3 rd Tier Zip Codes
LA Engineering	28%	0%	100%
Ace Fence	19%	13%	62%
Caseland Surveying	0%	0%	50%
Hanson Company	0%	0%	100%

Disadvantaged/Veteran workers (10% Goal): **Currently 4%**

Total Project Hours: 1,829

Total Disadvantaged/Veteran Hours: 69



RE: Community Economic Development Efforts through November 20, 2017

Project: Seaside Park Artificial Turf
Prime Contractor: LA Engineering

Contractors who are working toward and exceeding the PLA Disadvantaged/Veteran goal of 10%: (percentages reflect workers who are verified as Disadvantaged or Veteran for the hours performed by each contractor)

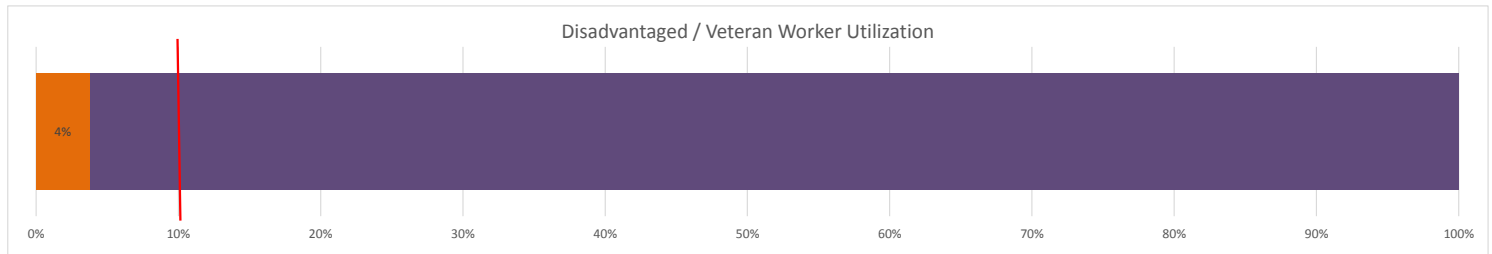
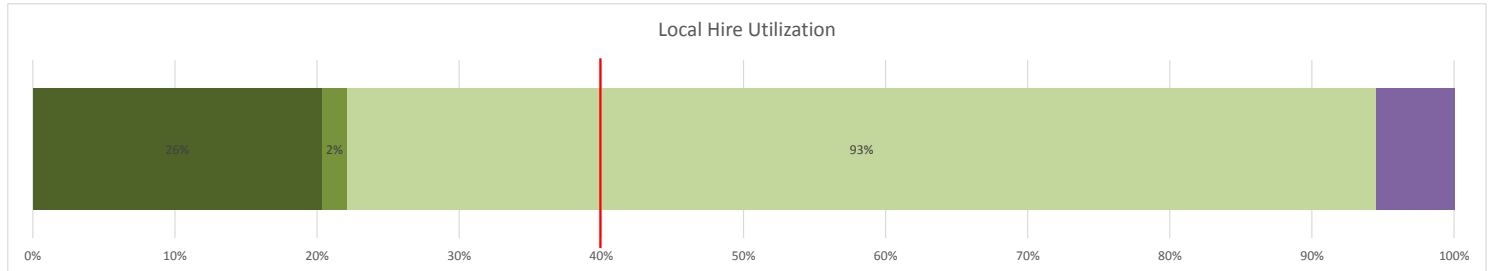
- LA Engineering: 5%

The remaining contractors working on this project have 0% verified worker hours that count toward the 10% PLA Disadvantaged / Veteran goal (percentages reflect workers who are verified as Disadvantaged by Pacific Gateway Workforce Investment Network and Veterans verified by Parsons).

We look forward to working with LA Engineering toward the achievement of the City of Long Beach's PLA Local Hire and Disadvantaged/Veteran goal.

Local Hire / Disadvantaged / Veteran Worker Utilization Report

Project: City of Long Beach - Seaside Park Artificial Turf
Prime: Los Angeles Engineering



	LONG BEACH RESIDENT (1st Tier)			GATEWAY CITIES RESIDENT (2nd Tier)			LA/OC RESIDENT (3rd Tier) - includes Long Beach & Gateway Zip Codes			DISADVANTAGED / VETERAN			TOTAL	
	# Long Beach Worker	% Hours Long Beach Residents	Hours Long Beach	# Gateway Cities Worker	% Hours Gateway Residents	Hours Gateway Cities	# LA/OC Workers	% Hours LA/OC Residents	Hours LA/OC	# Disadvantaged / Veteran Workers	% Hours Disadvantaged / Veteran	Hours Disadvantaged / Veteran	All Workers	Total Project Hours
Project Total	5	26%	478	3	2%	42	25	93%	1700	1	4%	69	29	1829
Los Angeles Engineering	3	28%	414	0	0%	0	9	100%	1469	1	5%	69	9	1469
Ace Fence	2	19%	64	3	13%	42	13	62%	209	0	0%	0	16	335
Caseland Surveying	0	0%	0	0	0%	0	1	50%	3	0	0%	0	2	6
Hanson Company	0	0%	0	0	0%	0	2	100%	20	0	0%	0	2	20



Parsons Constructors Inc.

100 West Walnut Street • Pasadena, California 91124 • (626) 440-3000 • Fax: (626) 440-2516

Date: November 22, 2017

To: Joe Schulte
Powell Constructors.
joes@powellconstructors.com

CC: Mike Powell, Powell Constructors
Brandon Hochhauser, Powell Constructors
Eric Lopez, City of Long Beach
Stephanie Eaves, City of Long Beach
Sandy Palmer, City of Long Beach
Ruben Tolentino, Psomas
Jorge Uberhuaga, Psomas
Dan Sloan, Parsons
Don Maurer, Parsons
Rasien Connelly, Parsons

From: Mandy Oelschlager, Parsons
Mandy.oelschlager@parsons.com

RE: Community Economic Development Efforts at the City of Long Beach
Project: Seaside Way Pedestrian Bridge
Prime Contractor: Powell Constructors
Attachment: Local Hire & Disadvantaged/Veteran Worker Report

In working toward meeting the City of Long Beach's PLA goals on the Seaside Way Pedestrian Bridge Project, we are providing you with an update of the current percentages achieved by Powell Contractors and its subcontractors.

We are highlighting those contractors who are exceeding the Local Hire and Disadvantaged/Veteran Goals and those who could use a boost in increasing their numbers. I've attached a summary report for your reference which includes all CPR data received through November 20, 2017.

This project is funded with Tidelands funds, therefore the COLB, PLA Article 3, Section 3.5(a)(1) is applicable. "Where Project Work is funded in full or in part by the State of California Tidelands funds, the term Local Resident, as used in this section shall mean an individual whose primary place of residence is within the Counties of Los Angeles or Orange".

Project overall Local Resident Goal (40% Goal):

- 3rd Tier Zip Codes (Los Angeles & Orange County – includes Long Beach & Gateway Cities Zip Codes): Currently 76%
- 1st Tier Zip Codes: (Long Beach Zip Codes): 12% (For information purposes only)
- 2nd Tier Zip Codes (Gateway Cities): Currently 26% (For information purposes only)

Contractors who have submitted CPRs that are currently *exceeding* the City of Long Beach PLA Local Hire Goal of 40%:

Contractor	1 st Tier Zip Codes	2 nd Tier Zip Codes	3 rd Tier Zip Codes
Powell Constructors	17%	25%	76%
Conco Pumping	0%	0%	100%
Cor Ray Painting	0%	17%	100%
Dywidag	12%	9%	59%
Eleanor Belco	0%	43%	58%
Gerdau	0%	23%	88%
Hayward Baker	15%	30%	82%



RE:	Community Economic Development Efforts through November 20, 2017
Project:	Seaside Way Pedestrian Bridge
Prime Contractor:	Powell Constructors

Contractor	1 st Tier Zip Codes	2 nd Tier Zip Codes	3 rd Tier Zip Codes
Penhall	0%	0%	100%
S Merli	0%	12%	100%
Sierra Landscape	0%	12%	100%

Contractors who are **below 40%** of the PLA Local Hire (Los Angeles & Orange County) Goal of 40%:

Contractor	1 st Tier Zip Codes	2 nd Tier Zip Codes	3 rd Tier Zip Codes
WMB & Associates	0%	0%	38%

Disadvantaged/Veteran workers (10% Goal): **Currently 7%**

Total Project Hours: 43,603

Total Current Disadvantaged/Veteran Hours: 3,125

Contractors who are working toward and exceeding the **PLA Disadvantaged/Veteran goal of 10%**: *(percentages reflect workers who are verified as Disadvantaged or Veteran for the hours performed by each contractor)*

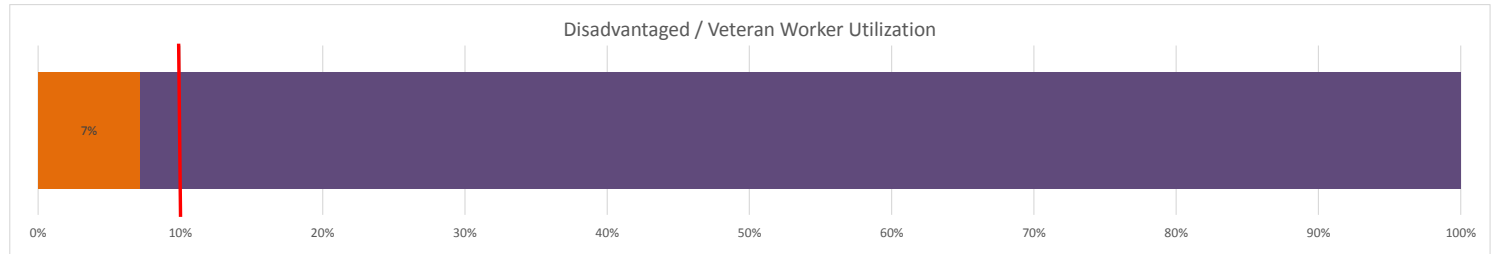
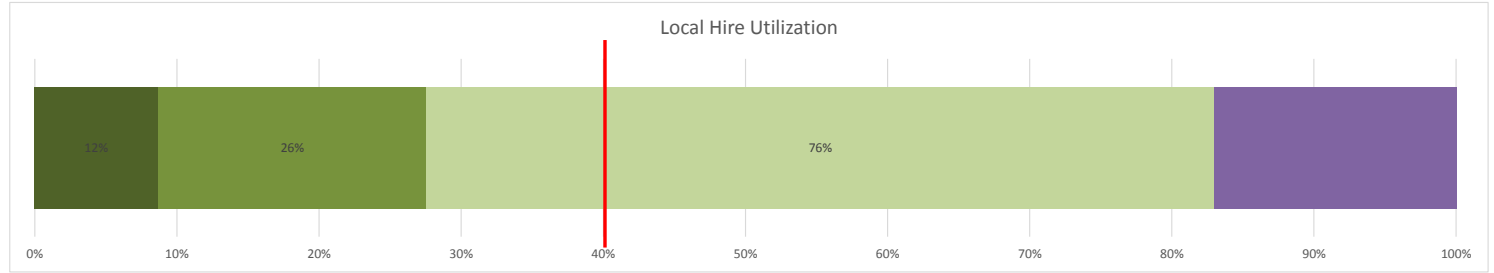
- Powell Constructors: 7%
- Eleanor Belco: 11%
- Gerdau: 10%
- S Merli: 31%

The remaining contractors working on this project have 0% verified worker hours that count toward the 10% PLA Disadvantaged / Veteran goal *(percentages reflect workers who are verified as Disadvantaged by Pacific Gateway Workforce Investment Network and Veterans verified by Parsons).*

We look forward to working with Powell Constructors toward the achievement of the City of Long Beach's PLA Local Hire and Disadvantaged/Veteran goal.

Local Hire / Disadvantaged / Veteran Worker Utilization Report

Project: City of Long Beach - Seaside Way Pedestrian Bridge
Prime: Powell Constructors



	LONG BEACH RESIDENT (1st Tier)			GATEWAY CITIES RESIDENT (2nd Tier)			LA/OC RESIDENT (3rd Tier) - includes Long Beach & Gateway Zip Codes*			DISADVANTAGED / VETERAN			TOTAL	
	# Long Beach Worker	% Hours Long Beach Residents	Hours Long Beach	# Gateway Cities Worker	% Hours Gateway Residents	Hours Gateway Cities	# LA/OC Workers	% Hours LA/OC Residents	Hours LA/OC	# Disadvantaged / Veteran Workers	% Hours Disadvantaged / Veteran	Hours Disadvantaged / Veteran	All Workers	Total Project Hours
Project Total	12	12%	5,221	39	26%	11,391	147	76%	33,348	6	7%	3,125	189	43,603
Powell Constructors	9	17%	5,037	20	25%	7,339	57	76%	22,841	3	7%	2,044	78	29,923
Conco Pumping	0	0%	0	0	0%	0	8	100%	91	0	0%	0	8	91
Cor Ray Painting	0	0%	0	3	17%	198	12	100%	1,168	0	0%	0	12	1,168
Dywidag	2	12%	34	2	9%	25	8	59%	165	0	0%	0	12	278
E Belco	0	0%	0	4	43%	2,370	10	58%	3,222	1	11%	602	13	5,511
Gerdau	0	0%	0	5	23%	1,028	23	88%	3,960	1	10%	436	28	4,505
Hayward Baker	1	15%	151	2	30%	303	7	82%	814	0	0%	0	12	994
Penhall	0	0%	0	0	0%	0	4	100%	22	0	0%	0	4	22
S Merli	0	0%	0	1	12%	16	6	100%	138	1	31%	43	6	138
Sierra Landscape	0	0%	0	2	12%	112	11	100%	901	0	0%	0	11	901
WMB & Associates	0	0%	0	0	0%	0	1	38%	28	0	0%	0	5	74

*City of Long Beach, Project Labor Agreement Article 3, Section 3.5 (a)(1) "Where Project Work is funded in full or in part by State of California Tideland funds, the term Local Resident, as used in this section shall mean an individual whose primary place of residence is within the Counties of Los Angeles or Orange"

**City of Long Beach, Project Labor Agreement Article 3, Section 3.14 Out of State Workers "In determining compliance with the targeted hiring goals of Section 3.5 above, hours of Project Work performed by residents of states other than California shall be excluded from the calculation."

* Disadvantaged Workers verified by Pacific Gateway Workforce Investment Network
 ** Veteran Workers verified by Parsons



Parsons Constructors Inc.

100 West Walnut Street • Pasadena, California 91124 • (626) 440-3000 • Fax: (626) 440-2516

Date: November 27, 2017

To: Olga Mitrovich, GB Cooke, Inc.
olga@gbcookeinc.com

CC: Brad Cooke, GB Cooke, Inc.
George Cooke, GB Cooke, Inc.
Derry MacMahon, KOA Corp
Anthony Arevalo, City of Long Beach
Stephanie Eaves, City of Long Beach
Sandy Palmer, City of Long Beach
Dan Sloan, Parsons
Don Maurer, Parsons
Rasien Connelly, Parsons

From: Mandy Oelschlager, Parsons
Mandy.oelschlager@parsons.com

RE: Final Community Economic Development Efforts at City of Long Beach
Project: Three Low Flow Diversion
Prime Contractor: GB Cooke, Inc.
Attachment: Local Hire & Disadvantaged/Veteran Worker Report

In working toward meeting the City of Long Beach's PLA goals on the Three Low Flow Diversion Project, we are providing you with a final update of the current percentages achieved by GB Cooke and its subcontractors.

We are highlighting those contractors who exceeded the Local Hire and Disadvantaged/Veteran Goals. I've attached a final summary report for your reference which includes all CPR data received through November 27, 2017.

Project overall Local Resident Goal (40% Goal):

- 1st Tier Zip Codes (Long Beach Zip Codes): 12%
- 2nd Tier Zip Codes (Gateway Cities): Currently 7%
- 3rd Tier Zip Codes (Los Angeles & Orange County – includes Long Beach & Gateway Cities Zip Codes): Currently 37%

Contractors who have submitted CPRs that are currently *exceeding* the City of Long Beach PLA Local Hire Goal of 40% are as follows:

Contractor	1 st Tier Zip Codes	2 nd Tier Zip Codes	3 rd Tier Zip Codes
GB Cooke, Inc.	14%	5%	40%
CMB Construction	0%	40%	84%
Guida Surveying	0%	0%	86%
Leed Electric	26%	28%	60%
Marina Landscape	24%	0%	99%
Strive Concrete Cutting	0%	0%	100%



RE: Final Community Economic Development Efforts through November 27, 2017

Project: Three Low Flow Diversion
Prime Contractor: GB Cooke, Inc.

Contractors have submitted Certified Payroll Reports and who are **below 40%** of the PLA Local Hire (Los Angeles & Orange County) Goal:

Contractor	1st Tier Zip Codes	2nd Tier Zip Codes	3rd Tier Zip Codes
All American Asphalt	3%	1%	30%
California Boring	0%	24%	35%
De La Fuente Excavation	0%	0%	0%

Disadvantaged/Veteran workers (10% Goal): **Currently 5%**

Total Project Hours: 6,920

Total Disadvantaged/Veteran Hours: 341

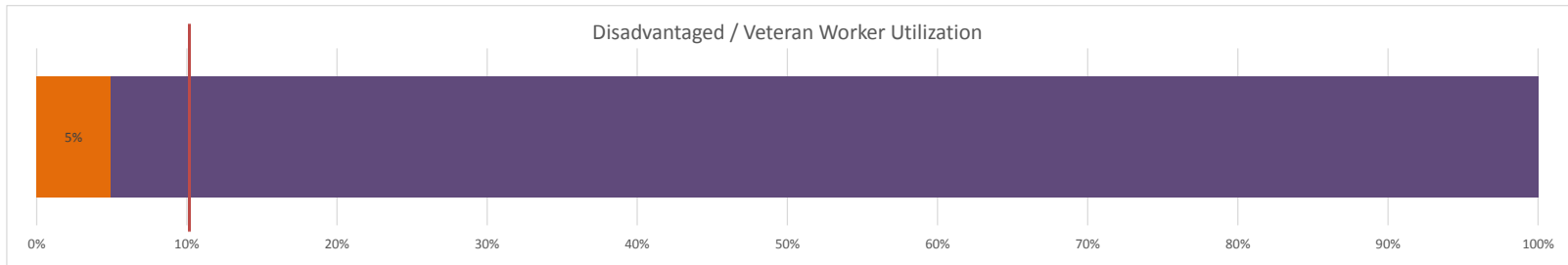
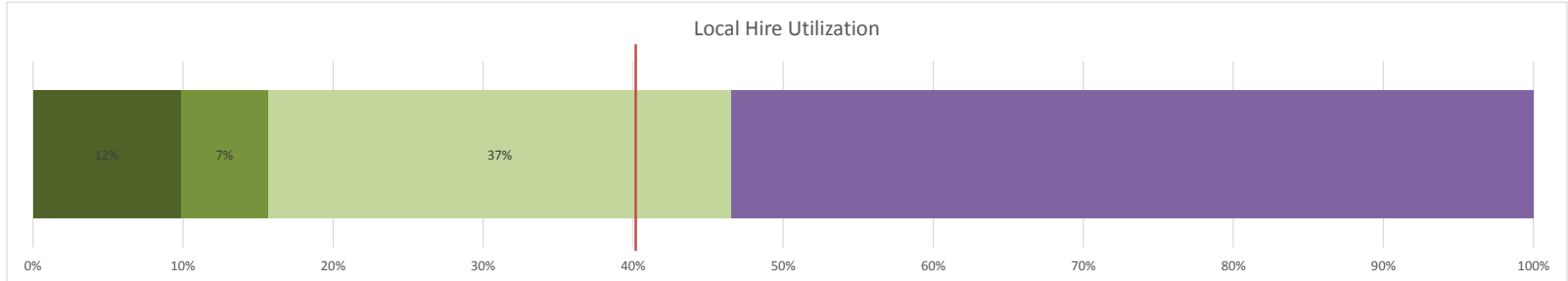
Contractors who are working toward and exceeding the **PLA Disadvantaged/Veteran goal of 10%**:
(percentages reflect workers who are verified as Disadvantaged or Veteran for the hours performed by each contractor)

- GB Cooke: 5%
- Leed Electric: 19%

The remaining contractors working on this project have 0% verified worker hours that count toward the 10% PLA Disadvantaged / Veteran goal *(percentages reflect workers who are verified as Disadvantaged by Pacific Gateway Workforce Investment Network and Veterans verified by Parsons).*

Local Hire / Disadvantaged / Veteran Worker Utilization Report

Project: City of Long Beach - Three Low Flow Diversion
Prime: GB Cooke, Inc.



	LONG BEACH RESIDENT (1st Tier)			GATEWAY CITIES RESIDENT (2nd Tier)			LA/OC RESIDENT (3rd Tier) - includes Long Beach & Gateway Zip Codes			DISADVANTAGED / VETERAN			TOTAL	
	# Long Beach Worker	% Hours Long Beach Residents	Hours Long Beach	# Gateway Cities Worker	% Hours Gateway Residents	Hours Gateway Cities	# LA/OC Workers	% Hours LA/OC Residents	Hours LA/OC	# Disadvantaged / Veteran Workers	% Hours Disadvantaged / Veteran	Hours Disadvantaged / Veteran	All Workers	Total Project Hours
Project Total	9	12%	808	8	7%	481	58	37%	2531	4	5%	341	104	6920
GB Cooke	3	14%	516	2	5%	166	10	40%	1431	1	5%	184	15	3589
All American Asphlat	1	3%	10	1	1%	2	16	30%	101	0	0%	0	45	336
California Boring	0	0%	0	1	24%	23	2	35%	33	0	0%	0	6	96
CMB Construction	0	0%	0	1	40%	61	2	84%	130	0	0%	0	5	154
Guida Surveying	0	0%	0	0	0%	0	4	86%	59	0	0%	0	5	69
Leed Electric	2	26%	212	3	28%	229	7	60%	488	3	19%	157	8	808
De La Fuente Excavation	0	0%	0	0	0%	0	0	0%	0	0	0%	0	2	1576
Marina Landscape, Inc.	3	24%	70	0	0%	0	16	99%	286	0	0%	0	17	290
Strive Concrete Cutting	0	0%	0	0	0%	0	1	100%	4	0	0%	0	1	4



Parsons Constructors Inc.

100 West Walnut Street • Pasadena, California 91124 • (626) 440-3000 • Fax: (626) 440-2516

Date: November 22, 2017

To: Kijoo Sung, Bitech Construction
Bitech Construction, Inc.
Bitech.kijoo@gmail.com

CC: Benjamin Kim, Bitech Construction
Sunjoo Lee, Bitech Construction
Sean Lee, Bitech Construction
Kevin Smith, Simplus Management
Stephen Mutch, Simplus Management
Meredith Reynolds, City of Long Beach
Stephanie Eaves, City of Long Beach
Sandy Palmer, City of Long Beach
Douglas McLaughlin, City of Long Beach
Dan Sloan, Parsons
Don Maurer, Parsons
Rasien Ibanez, Parsons

From: Mandy Oelschlager, Parsons
Mandy.oelschlager@parsons.com

RE: Community Economic Development Efforts at the City of Long Beach

Project: Willow Springs Wetlands Restoration

Prime Contractor: Bitech Construction

Attachment: Local Hire & Disadvantaged/Veteran Worker Report

In working toward meeting the City of Long Beach's PLA goals on the Willow Springs Wetlands Restoration Project, we are providing you with an update of the current percentages achieved by Bitech Construction and its subcontractors.

We are highlighting those contractors who are exceeding the Local Hire and Disadvantaged/Veteran Goals and those who could use a boost in increasing their numbers. I've attached a summary report for your reference which includes all CPR data received through November 20, 2017.

Project overall Local Resident Goal (40% Goal):

- 1st Tier Zip Codes (Long Beach Zip Codes): Currently 26%
- 2nd Tier Zip Codes (Gateway Cities): Currently 6%
- 3rd Tier Zip Codes (Los Angeles & Orange County – includes Long Beach & Gateway Cities Zip Codes): Currently 74%

Contractors who have submitted CPRs that are currently *exceeding* the City of Long Beach PLA Local Hire Goal of 40% are as follows:

Contractor	1 st Tier Zip Codes	2 nd Tier Zip Codes	3 rd Tier Zip Codes
Bitech Construction	27%	7%	70%
Amezuca Loader Service	0%	0%	100%
Newman Backhoe Service	0%	0%	100%
Treesmith Enterprises	30%	0%	100%

Contractors have submitted Certified Payroll Reports and who are **below 40%** of the PLA Local Hire (Los Angeles & Orange County) Goal:

Contractor	1 st Tier Zip Codes	2 nd Tier Zip Codes	3 rd Tier Zip Codes
CL Surveying and Mapping	0%	0%	0%



RE: Community Economic Development Efforts through November 20, 2017

Project: Willow Springs Wetlands Restoration
Prime Contractor: Bitech Construction

Disadvantaged/Veteran workers (10% Goal): **Currently 14%**

Total Project Hours: 5,893

Total Disadvantaged/Veteran Hours: 831

Contractors who are working toward and exceeding the **PLA Disadvantaged/Veteran goal of 10%**:
(percentages reflect workers who are verified as Disadvantaged or Veteran for the hours performed by each contractor)

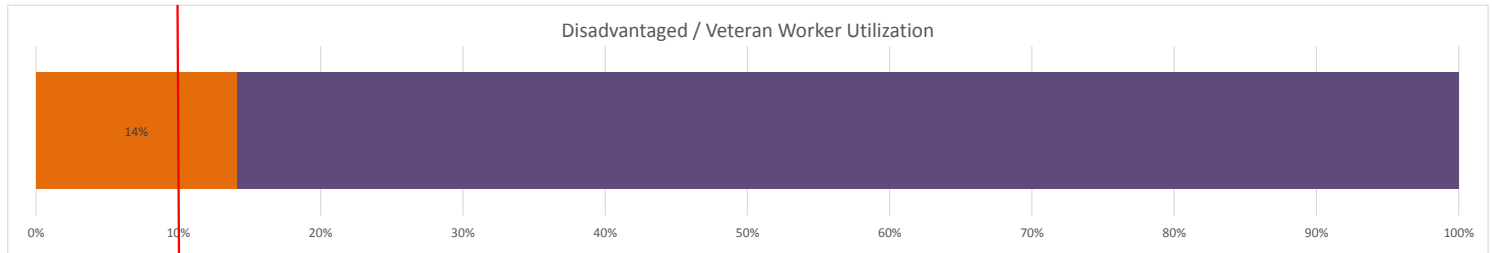
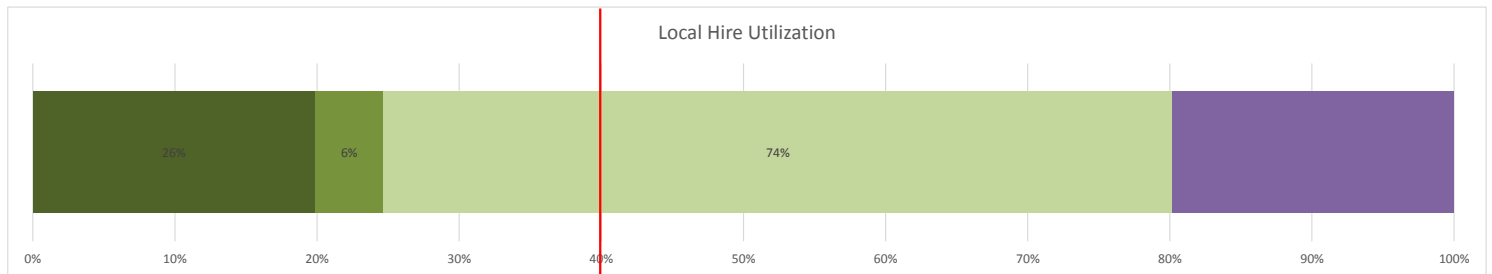
- Bitech Construction: 17%

The remaining contractors working on this project have 0% verified worker hours that count toward the 10% PLA Disadvantaged / Veteran goal *(percentages reflect workers who are verified as Disadvantaged by Pacific Gateway Workforce Investment Network and Veterans verified by Parsons)*.

We look forward to working with Bitech Construction toward the achievement of the City of Long Beach's PLA Local Hire and Disadvantaged/Veteran goal.

Local Hire / Disadvantaged / Veteran Worker Utilization Report

Project: City of Long Beach - Willow Springs Wetlands Restoration
Prime: Bitech Construction



	LONG BEACH RESIDENT (1st Tier)			GATEWAY CITIES RESIDENT (2nd Tier)			LA/OC RESIDENT (3rd Tier) - includes Long Beach & Gateway Zip Codes			DISADVANTAGED / VETERAN			TOTAL	
	# Long Beach Worker	% Hours Long Beach Residents	Hours Long Beach	# Gateway Cities Worker	% Hours Gateway Residents	Hours Gateway Cities	# LA/OC Workers	% Hours LA/OC Residents	Hours LA/OC	# Disadvantaged / Veteran Workers	% Hours Disadvantaged / Veteran	Hours Disadvantaged / Veteran	All Workers	Total Project Hours
Project Total	8	26%	1556	4	6%	372	38	74%	4345	2	14%	831	48	5893
Bitech Construction Co., Inc.	6	27%	1340	4	7%	372	25	70%	3545	2	17%	831	32	5029
CL Surveying and Mapping, Inc.	0	0%	0	0	0%	0	0	0%	0	0	0%	0	3	64
Treesmith Enterprises, Inc.	2	30%	216	0	0%	0	11	100%	716	0	0%	0	11	716
Newman Backhoe Service, Inc.	0	0%	0	0	0%	0	1	100%	80	0	0%	0	1	80
Amezuca Loader Service, Inc.	0	0%	0	0	0%	0	1	100%	5	0	0%	0	1	5